



Texas Secretary of State  
ELECTIONS DIVISION



# Voter Identification Requirements and Resources

February 2026



# What should be posted in the polling place?

- Notice of Acceptable Identification (Form 7-47)
  - Size 24x36:  
<https://www.sos.state.tx.us/elections/forms/id/poster-24x36-aw-voter.pdf>
  - Size 24x36 in Spanish:  
<https://www.sos.state.tx.us/elections/forms/id/poster-24x36-aw-voter-sp.pdf>
- Posted by Presiding Judge
- Must be printed using font size of at least 24 point.
- Must be posted in a “prominent location” near entrance of polling place.

(Section 62.016 – Election Code)



# Voter Identification – What Is Acceptable?

List A includes any of the following:

1. Texas Driver License
  2. Texas Election ID Certificate
  3. Texas Personal ID Card
  4. Texas Handgun License
  5. US Citizenship with Photo
  6. US Military ID Card
  7. US Passport (book or card)
- For voters aged 18-69, photo ID can be expired up to four years.
  - For voters aged 70 and older, photo ID can be expired for any length of time if otherwise valid.



Texas Secretary of State  
ELECTIONS DIVISION



# Updates to Card Designs (Prior and New)



# Texas Secretary of State

## ELECTIONS DIVISION




## Driver License (DL)

04/2009 – 02/23/2020



Card 02/24/2020 – 08/17/2025



Starting 08/18/2025







## Driver License - Limited Term

04/2009 – 02/23/2020



Starting 08/18/2025

Card 02/24/2020 – 8/17/2025





## Driver License - Under 21

04/2009 – 02/23/2020



Card 02/24/2020 – 08/17/2025



Starting 08/18/2025








## Identification Card (ID)


04/2009 – 02/23/2020



Card 02/24/2020 – 08/17/2025



Starting 08/18/2025







## Identification Card - Under 21


04/2009 – 02/23/2020



Card 02/24/2020 – 08/17/2025



Starting 08/18/2025










## Regulatory Services - License to Carry (LTC)


04/2009 – 02/23/2020



Starting 08/18/2025



Card 2/24/2020 – 08/17/2025



### Tactile Text

Expiration Date is laser engraved in the card to provide a raised effect that you can feel as you rub your finger across the surface of the card.



# ID Cards issued by the Department of Defense

## Next Generation Uniformed Services ID (USID) Card

Pre-July 2020



Current







# ID Cards issued by the Department of Defense (cont.)

Common Access Card (CAC)





## Voter Identification – If Voter has None of the Previous Acceptable Forms?

- Have voter fill out a Reasonable Impediment Declaration and show a copy or original of any of the following supporting forms of ID from **List B**:
  1. Certified Domestic Birth Certificate or Court Admissible Birth Document
  2. Current Utility Bill
  3. Bank Statement
  4. Government Check
  5. Paycheck
  6. Government Document with voter's name and an address including Voter's Registration Certificate

(Section 63.0101 – Election Code)



## **Copy or Original of Other Government Documents, Including the Voter's Voter Registration Certificate**

Examples of Other Government Documents:

- Driver's licenses from other states
- ID cards issued by federally recognized Native American tribes (if the ID card contains an address)
- DPS Receipts (without a photo)
- Current or expired voter registration certificates
- For voters aged 18-69, expired Texas DPS-issued driver licenses or personal ID cards (over 4 years).



## Copy or Original of Other Government Documents, Including the Voter's Voter Registration Certificate

- Examples of Documents **NOT** included:
  - Social Security Cards (no address)
  - State College IDs (if no address)
  - State/Federal Employee ID Cards (if no address)
  - Library Cards (if no address)





## Voter Identification – Reasonable Impediment Declaration

- Form that a voter would need to fill out due to a reasonable impediment, in which a voter would not be able to obtain an ID due to lack of transportation, disability or illness, lack of birth certificate or other documents needed to obtain acceptable photo ID, work schedule, family responsibilities, lost or stolen photo ID, or photo ID applied for but not received.
- Reasonable Impediment Declaration – Form 7-62:
  - <https://www.sos.state.tx.us/elections/forms/pol-sub/7-62f.pdf>
- Reasonable Impediment Declaration in Spanish – Form 7-62
  - <https://www.sos.state.tx.us/elections/forms/pol-sub/7-62fs.pdf>

(Section 63.001(e) – Election Code)



# Reasonable Impediment Declaration

The voter must indicate one of the following impediments:

1. Lack of Transportation
2. Disability or illness
3. Lack of birth certificate or other documents needed to obtain acceptable form of photo ID
4. Work schedule
5. Family responsibilities
6. Lost or stolen identification
7. Acceptable form of photo ID applied for but not received



# Permanent Exemption

- If a voter has applied for and received a permanent exemption to the photo ID requirement, they will provide a voter registration certificate with an (E) notation
  - The (E) notation will appear next to the VUID number on the voter registration certificate
- If the voter has a permanent exemption, and they present their voter registration certificate with the (E) next to the VUID, they **do not** need to also complete a Reasonable Impediment Declaration.



# Expiration Dates

- Remember – some ID cards do not expire, including:
  - Texas Identification Cards for persons aged 60 or older may be permanent and marked “INDEF.”
  - Texas Election Identification Certificates (EIC) for persons aged 70 or older are permanent cards.
  - Some military ID cards are permanent, including Uniformed Services ID cards and Veterans Affairs ID cards. These are usually marked “INDEF.”
  - Certificates of Naturalization and Certificates of Citizenship do not expire.





## Qualifying Voters

- A voter should be asked whether he or she possesses one of the acceptable forms of ID.
- An ID should not be used to compare an address, as they are not required to match.
- If a voter forgot their ID, they may either come back to the polling place or vote a provisional ballot and have until the 6<sup>th</sup> day after Election Day to bring in their ID to the voter registrar.
- If a voter does not possess and cannot reasonably obtain one of the 7 acceptable forms of ID, then the voter may present a supporting form of ID and complete the "Reasonable Impediment Declaration."
  - If a voter forgot their supporting form of ID, they may either come back to the polling place or vote a provisional ballot and have until the 6<sup>th</sup> day after Election Day to bring in their supporting form of ID and execute a "Reasonable Impediment Declaration" to the VR.



# Addresses

- Election workers should not compare the address on any ID (List A or List B) to the address on the list of registered voters.
  - **THEY ARE NOT REQUIRED TO MATCH!!!**
- You are only required to confirm with the voter that the address on the list of registered voters is correct. (§63.0011)
  - For example, by asking the voter: “Do you still live on Main Street?”
  - This allows the voter to update their registration records.



## Qualifying Voters - Continued

- A voter should be asked whether they live at the same address based on the Original List of Registered Voters (OLRV).
- If a voter says their address has not changed they may vote a regular ballot.
- If a voter says their address has changed, then the voter will need to complete a Statement of Residence (SOR) to update their registration so they may vote a regular ballot.
- This will confirm their registration is complete to vote.



## Provisional Ballots

- If voter does not possess any of the acceptable forms of identification or supporting forms of identification with Reasonable Impediment Declaration, then voter can cast a Provisional Ballot.
- Inform voter of right to cast a provisional ballot and provide the voter with a Notice to Provisional Voter (form 9-2):
  - <https://www.sos.state.tx.us/elections/forms/pol-sub/9-2f.pdf>
  - <https://www.sos.state.tx.us/elections/forms/pol-sub/9-2fs.pdf>

(Section 63.011 – Election Code)





## Election Judges and Clerks Handbook/Supporting Resources

- [Election Judges and Clerks Handbook \(PDF\)](#)
- [Polling Place Signage Checklist \(PDF\)](#)
- [Poll Worker Training Quick Reference Guide \(PDF\)](#)
- [Decision Tree for Issuing Ballots \(PDF\)](#)
- [Qualifying Voters Flipbook \(PDF\)](#)
- [Simple Language Phrases for Elections Flipbook \(PDF\)](#)
- [Acceptable Forms of Identification \(PDF\)](#)



## Forms – Voter Identification

- Form 7-47 – Notice of Acceptable Identification Poster:
  - <https://www.sos.state.tx.us/elections/forms/id/poster-24x36-aw-voter.pdf>
- Form 7-48 – Notice of Acceptable Identification Poster (Spanish):
  - <https://www.sos.state.tx.us/elections/forms/id/poster-24x36-aw-voter-sp.pdf>
- Form 7-62- Reasonable Impediment Declaration
  - <https://www.sos.state.tx.us/elections/forms/pol-sub/7-62f.pdf>
- Form 9-2 – Notice to Provisional Voter Who Did Not Present an Acceptable Form of Identification:
  - <https://www.sos.state.tx.us/elections/forms/pol-sub/9-2f.pdf>
  - <https://www.sos.state.tx.us/elections/forms/pol-sub/9-2fs.pdf> (Spanish)



## Resources

- **Acceptable Forms of Identification Guide**
  - <https://www.sos.state.tx.us/elections/forms/id/acceptable-forms-of-ID.pdf>
- **March 3 Primary Election & May 26 Primary Runoff Calendar December 13 Runoff Election Calendar**
  - <https://www.sos.state.tx.us/elections/laws/advisory2025-17-mar-3-2026-primary-elec-law-cal-and-may-26-2026-primary-runoff-elec-law-cal.shtml>
- **May 2 General Election Law Calendar**
  - <https://www.sos.state.tx.us/elections/laws/advisory2026-02-may-election-law-calendar.shtml>
- **Forms Manual**
  - <https://www.sos.state.tx.us/elections/forms/pol-sub/index.shtml>



## Resources

- **Conducting Elections Page**
  - <https://www.sos.state.tx.us/elections/conducting/index.shtml>
- **Election Judges and Clerks Handbook**
  - [Training and Education Resources](#)
- **VoteTexas.gov**
  - <https://www.votetexas.gov/>



## Available Support



**WEBINARS**



**TRAINING**



**RESOURCES**

[elections@sos.texas.gov](mailto:elections@sos.texas.gov)

800-252-VOTE • 512-463-5650

[sos.texas.gov](http://sos.texas.gov)